

**FEATURES**

- Medical 60601-1 3.1<sup>rd</sup> Edition approved
- Meet IEC60601-1-2 Ed4:2014
- Meet DOE level VI and EU ErP Tier 1 Efficiency requirements
- 3-pole IEC320-C14 AC inlet
- Build-in 40x40x10mm DC fan with fan speed control
- Earth leakage current : < 190uA @264VAC
- Altitude during operation: up to 3000m.
- No load Power consumption < 210mW
- 3 year warranty

**ELECTRICAL SPECIFICATIONS**

- Input range : 90 - 264VAC
- Frequency : 47 - 63Hz
- Power Factor : > 0.95 @115VAC; > 0.90 @230VAC @full load
- Inrush current : < 65A peak @115VAC; < 130A peak @230VAC cold start @25°C
- Input current (rms) : 3A @90VAC; 1.5A @264VAC max.
- Efficiency : > 88% @average load, 115/230VAC
- Maximum output power (Po) : 200Watts
- Hold-up time : > 16ms typical @full load, 115VAC
- Short Circuit Protection: Auto-recovery
- Over Load Protection: Auto-recovery
- Over Voltage Protection: Shutdown and latch off, AC recycle

**ENVIRONMENTAL**

- Operating temperature : -20 to +60°C (Derate linearly 2.5% per °C from 51 to 60°C)  
(Derate linearly 1.0% per °C from -1 to -20°C)
- Storage temperature : -20°C to +85°C
- Humidity: 10% ~ 90%.
- MTBF : > 140,000 hours at full load and 25°C ambient temperature

**DC OUTPUT & FEATURES**

Model	Output Rating		Po	O/P Regulation	Ripple & Noise(Vp-p)	DOE Efficiency	EU ErP
PW-M200A3-1Y120E	12V	16.66A	200W	±5%	240mV	VI	Tier 1
PW-M200A3-1Y160E	16V	12.50A	200W	±5%	300mV	VI	Tier 1
PW-M200A3-1Y190E	19V	10.53A	200W	±5%	300mV	VI	Tier 1
PW-M200A3-1Y200E	20V	10A	200W	±5%	300mV	VI	Tier 1
PW-M200A3-1Y240E	24V	8.33A	200W	±5%	300mV	VI	Tier 1
PW-M200A3-1Y360E	36V	5.555A	200W	±5%	300mV	VI	Tier 1
PW-M200A3-1Y480E	48V	4.166A	200W	±5%	300mV	VI	Tier 1

- Note:**
1. Ripple and noise are measured at oscilloscope 20MHz bandwidth by a 10uF electrolytic capacitor and a 0.1uF ceramic capacitor in parallel at output connector.
  2. -20 to -10°C output characteristics Output regulation are ±7% for 36V.



**RoHS Compliant**

Dimension : L188.5 × W104.5 × H60 mm ( 7.42" × 4.1" × 2.36" )  
Weight : 0.94 kgs. ( 2.07 lbs )

**SAFETY STANDARDS**

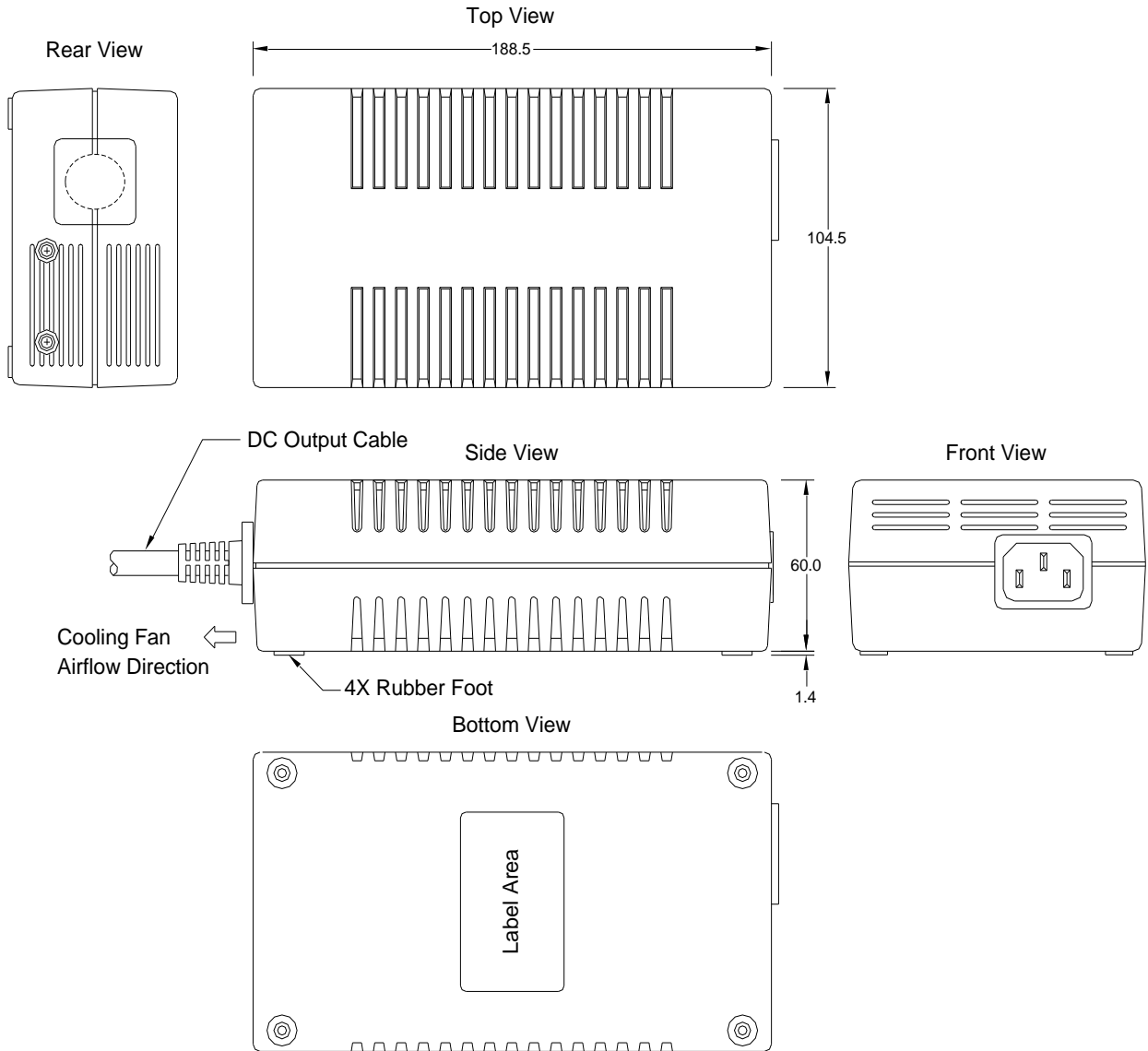
UL60601-1 3.1<sup>rd</sup> Edition  
CSA-C22.2 No.60601-1 3.1<sup>rd</sup> Ed.  
EN60601-1 3.1<sup>rd</sup> Edition  
IEC EN60601-1 3.1<sup>rd</sup> Edition

**EMC STANDARDS**

EN60601-1-2 Ed4:2015  
IEC60601-1-2 Ed4:2014  
EN55011 Class B  
FCC Part 18 Class B  
CE



**MECHANICAL SPECIFICATION**



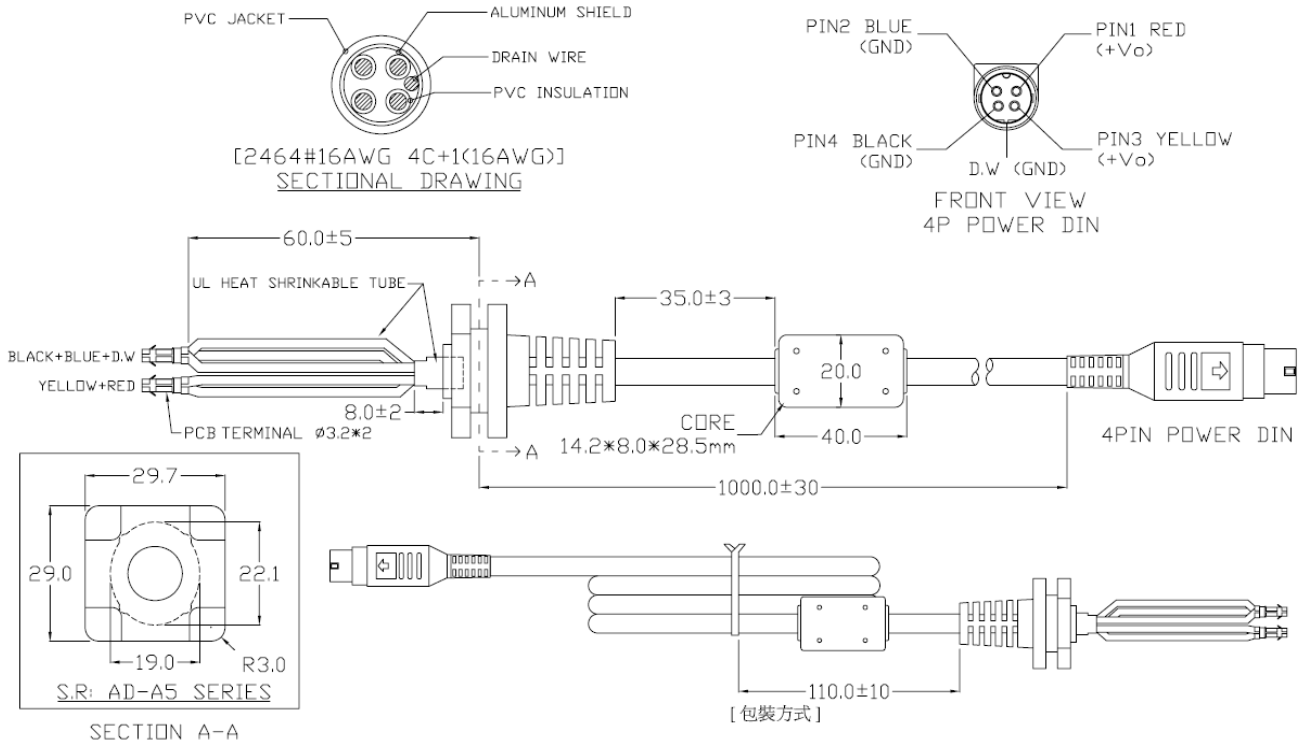
- Note:
1. AC Inlet : IEC320-C14
  2. Plastic Case Color : Black
  3. Tolerance :  $\pm 0.5\text{mm}$
  4. Unit : mm



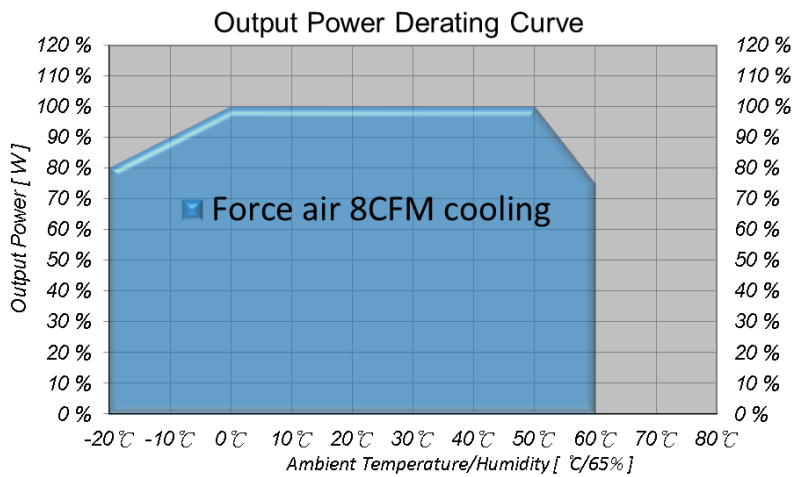
**MECHANICAL SPECIFICATION**

**MATCHING CONNECTORS**

**DC output cable: 4C+1, UL2464, 16AWG, 1,000mm with 4-Pin Power DIN connector**



**Derating Curve**



**POWER-WIN TECHNOLOGY CORP.**

5F-6, No. 79, Sec. 1, Hsin-Tai 5th Road, Shi-Chi, New Taipei City, 22101 Taiwan, R.O.C.

Tel : 886-2-26983989(Rep) Fax : 886-2-26983978

http : //www.power-win.com

E-Mail : sales@power-win.com

REV. 3.6