

**AC/DC Switching Adapter - Single Output**

**A14065 40/65Watts Series**  
US DOE Level VI & EU ErP Efficiency Compliant

**FEATURES**

- 3-prong IEC 320-C14, Class I AC inlet
- Meet US DOE level VI & EU ErP requirements.
- No load Power consumption <75mW
- Power on LED indicator
- 3 year warranty

**ELECTRICAL SPECIFICATIONS**

- Input range : 90 - 264VAC
- Frequency : 47 - 63Hz
- Inrush current : < 45A peak @115VAC; < 90A peak @230VAC cold start @25°C
- Input current (rms) : 2A @90VAC; 1A @264VAC max.
- Efficiency : > 89% @average Load, 115/230VAC
- Maximum output power (Po) : 65Watts
- Hold-up time : > 10ms typical @full load, 115VAC
- Short Circuit Protection: Auto-recovery
- Over Load Protection: Auto-recovery
- Over Voltage Protection: Latch off

**ENVIRONMENTAL**

- Operating temperature : -20 to +60°C (Refer to Derating Curve next page)
- operating Humidity: 10-95% , non-condensing.
- Storage temperature : -20°C to +85°C
- storage humidity : 0-95% , non-condensing.
- MTBF : > 200,000 hours at full load and 25°C ambient temperature based on Bellcore TR-332



**RoHS Compliant**

Dimension : L130 xW47.5 xH32 mm ( 5.12"× 1.87"× 1.26")  
Weight : 0.275 kgs. ( 0.606 lbs. )

**SAFETY STANDARDS EMC STANDARDS**

- |                      |                          |
|----------------------|--------------------------|
| UL 62368-1           | EN (BS EN) 55032 Class B |
| CSA C22.2-No.62368-1 | EN (BS EN) EN55035       |
| TUV EN62368-1        | FCC Part15 Class B       |
| CB IEC 62368-1       | ICES-003                 |
|                      | CE                       |

**DC OUTPUT & FEATURES**

Model	Output Rating		Po	O/P Regulation	Ripple & Noise(Vp-p) @Full load	LPS	Efficiency Level
A14065-05	5V	8A	40W	±5%	120mV		VI
A14065-12	12V	5A	60W	±5%	120mV	○	VI
A14065-15	15V	4A	60W	±5%	120mV	○	VI
A14065-19	19V	3.42A	65W	±3%	120mV	○	VI
A14065-24	24V	2.71A	65W	±3%	120mV	○	VI
A14065-28	28V	2.32A	65W	±3%	120mV	○	VI
A14065-48	48V	1.35A	65W	±3%	120mV	○	VI

- Note:
1. Ripple and noise are measured at oscilloscope 20MHz bandwidth by a 100uF electrolytic capacitor and a 0.1uF ceramic capacitor in parallel at output connector.
  2. -1 to -20°C ambient temperature and EMS Immunity worse case O/P Regulation ≤ ±10%.
  3. The switching frequency of this series is set within 60 to 90KHz at full load.



**POWER-WIN TECHNOLOGY CORP.**

5F-6, No. 79, Sec. 1, Hsin-Tai 5th Road, Shi-Chi, New Taipei City, 221432 Taiwan, R.O.C.

Tel : 886-2-26983989(Rep) Fax : 886-2-26983978

http : //www.power-win.com

E-Mail : sales@power-win.com

REV. 1.0

**AC/DC Switching Adapter - Single Output**

**SAFETY AGENCY CERTIFICATIONS**

**SAFETY AND EMC PERFORMANCE**

Description	Safety	EMC
Audio / Video, ITE equipment	IEC 62368-1 : 2018 EN IEC 62368-1:2020+A11:2020 UL 62368-1, 3rd Edition CAN/CSA C22.2 No. 62368-1:19, 3rd Edition	EN 55032:2015+A11:2020 EN 55035:2017+A11:2020 FCC 47 CFR Part 15B ICES-003 Issue 7

Tests for conformance to this requirement will be performed with final system

(\*) FCC PART 15 compliance information and warnings :

This device complies with part 15 of the FCC Rules. Operation is subject to the following two conditions :

- (1) This device may not cause harmful interference.
- (2) This device must accept any interference received, including interference that may cause undesired operation.


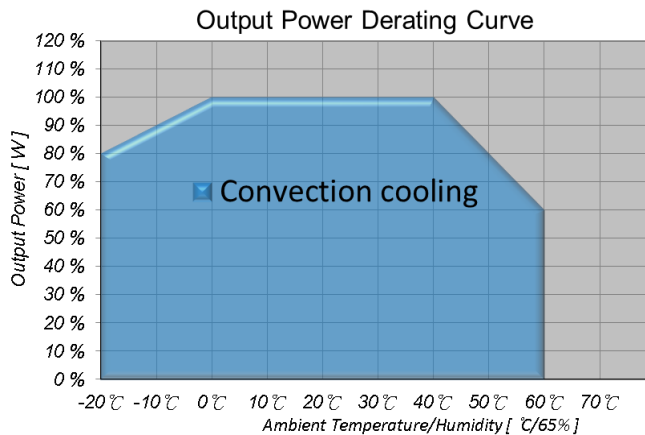
**INSULATION LEVEL AND DIELECTRIC WITHSTAND (HI-POT)**

Audio / video, ITE equipment	Isolation voltage	Grade insulation
Primary to Secondary	4242Vdc (3000Vac)	Reinforced
Primary to Ground (Mounting holes or Frame GND)	2121Vdc (1500Vac)	Basic
Secondary circuits to earth ground	500Vdc	Basic

Note : Production testing use dc voltage test 4 Sec.

**ENVIRONMENTAL**

**DERATING CURVE**



POWER-WIN TECHNOLOGY CORP.

5F-6, No. 79, Sec. 1, Hsin-Tai 5th Road, Shi-Chi, New Taipei City, 221432 Taiwan, R.O.C.

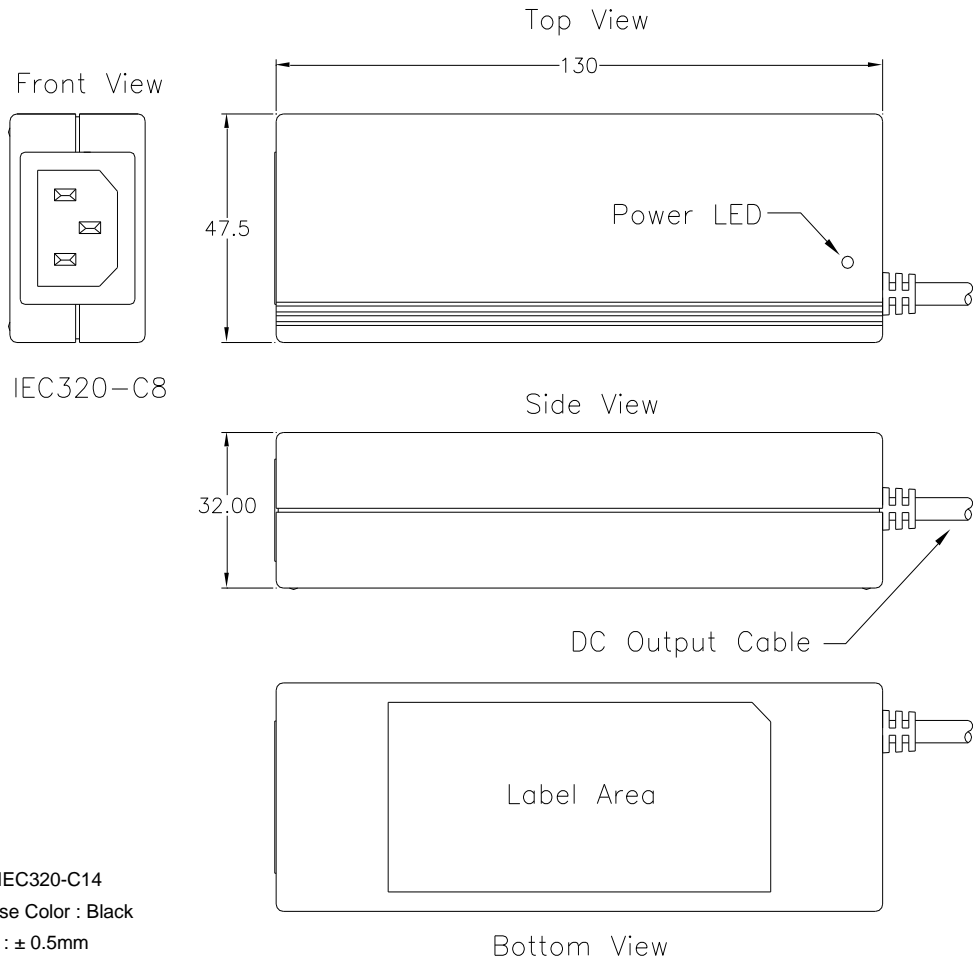
Tel : 886-2-26983989(Rep) Fax : 886-2-26983978

http : //www.power-win.com

E-Mail : sales@power-win.com

REV. 1.0

**MECHANICAL SPECIFICATION**



- Note:
1. AC Inlet : IEC320-C14
  2. Plastic Case Color : Black
  3. Tolerance :  $\pm 0.5\text{mm}$
  4. Unit : mm

**STANDARD OUTPUT CABLE**

1. AWM 11353 #14AWG 1C + SHIELDING, UL 80°C 300V VW-1, 800mm. (5V only)
2. AWM 1571 #14AWG 1C + SHIELDING, UL 80°C 30V VW-1, 1,000 mm. (12V - 24V)
3. AWM 1185 #16AWG 1C + SHIELDING, UL 80°C 300V VW-1, 1,000 mm. (15V - 19V - 28V - 48V)
4. Depends on customers requirements.



**POWER-WIN TECHNOLOGY CORP.**

5F-6, No. 79, Sec. 1, Hsin-Tai 5th Road, Shi-Chi, New Taipei City, 221432 Taiwan, R.O.C.

Tel : 886-2-26983989(Rep) Fax : 886-2-26983978

http : //www.power-win.com

E-Mail : sales@power-win.com

REV. 1.0